

Kindergarten Readiness Calendar 2024-2025



Spokane County

Welcome

Starting Kindergarten is so Exciting!

The calendar contains:

- Ideas for fun things to do that will help your child get ready for school
- Kindergarten registration and other school information
- Books every child should hear before starting school
- Contact information for elementary schools and libraries

Important things to know:

All children are different and learn at their own pace. This calendar will help you plan activities that will help your child grow in the skills needed to start kindergarten. Children do better in school if they know more than just letters, numbers, colors, and shapes. They should have good social and physical skills, and enjoy learning new things. Use the guide below as you work with your child to build those skills and get ready for kindergarten.

How to use the calendar:

The activities in this calendar are designed for 4 and 5 year olds who will be starting kindergarten next year. They will keep your child busy and learning from September to August. Use this calendar as a guide for fun ideas, but make up some of your own activities too. Be sure to include family members and friends. Have a wonderful year together getting ready for the big event – going to kindergarten!



Having fun is an important part of learning!

Your child learns best when doing fun and interesting things with you!

This school readiness calendar was developed by United Way to help you and your child get ready for that special time - kindergarten!

Kindergarten Readiness Guide

Use this guide to help prepare your child for school. Don't worry if your child can't do everything on the list right now. Use the items to set goals and remember that children grow and develop at different rates.

Good Health and Well-Being

My Child:

- Eats a balanced diet
- Gets plenty of rest
- Sees the doctor and dentist regularly
- Is up-to-date with all shots
- Runs, jumps, plays outside and does other activities that provide exercise
- Colors, paints, does puzzles and other activities that help develop small muscles

Social and Emotional Development

My Child:

- Is trying new things
- Is learning to work well alone and do tasks independently
- Is learning to play well with other children
- Is curious and wants to learn
- Is learning self-control
- Is learning to use words to express feelings
- Helps with family chores

Approaches Toward Learning

My Child:

- Pays attention during activities
- Is learning to follow simple directions
- Is learning to finish what is started
- Gets to see and touch things, hear new sounds, smell and taste different foods, and watch things move
- Uses imagination

Language and Literacy

My Child:

- Has many opportunities to talk and listen
- Is read to every day
- Has access to books and other reading materials
- Is learning about print and books
- Says or sings familiar songs and nursery rhymes
- Is learning to write his or her name and address
- Retells stories

Math and Problem Solving

My Child:

- Is learning to sort and classify things
- Is learning to count and play counting games
- Is learning to name shapes and colors
- Makes and listens to music
- Is encouraged to ask questions
- Is encouraged to solve problems
- Has opportunities to draw and be creative
- Has many opportunities to experience new things
- Likes to solve problems



Make Every Day A "Learning Day" with Your Child!

Health and Safety First



September 2024

Suggest activities that get your child moving.

- Plan family outings that involve exercise.
- Give your child household chores that include movement.
- Use the stairs whenever possible.
- Choose gifts that encourage exercise.
- Limit TV, movies and computer games.

Encourage healthy eating.

- Keep healthy snacks on hand.
- Plan meals together that include several food groups.
- Visit the farmers market for fresh foods.
- Grow vegetables in a pot or garden.
- Make sweet treats a treat.
- Visit the dentist every six months.

Teach good hygiene.

- Teach your child to wash their hands after using the bathroom.
- Show them how to cover a cough or sneeze.
- Encourage your child to brush their teeth every day.

Be safety smart.

- Have a family fire safety plan.
- Teach your child about dialing 9-1-1.
- Check the fit of safety equipment like car seats and bike helmets.

SUNDAY

MONDAY

TUESDAY

WEDNESDAY

THURSDAY

FRIDAY

SATURDAY

1



2

Labor Day

3

With your child, pretend you are grasshoppers, gorillas and goats.

4

5

Exercise to music together.

6

7

Practice a fire drill in your home. Show your child where to meet you outside.

8

Grandparents Day

9

This week, look for things that are red.

10

11

With your child, look for the number "1" wherever you go today.

12

13

Teach your child that medicine is not candy.

14

15

16

Mexican Festival of Independence

17

Find things that begin with the letter "S."

18

19

Teach your child to ask for help when it is needed.

20

21

Make a salad together.

22

First Day of Fall

23

Practice counting from 1 to 10.

24

25

Make a dental appointment for your child.

26

27

Collect shoes from around the house, mix them up, then match the pairs.

28

29

30

Go to the library and find out when story time is offered.



Library **BOOKS** to **LOOK** for:

The Three Billy Goats Gruff by Peter Asbjornsen • Big Fat Hen by Keith Baker • Shark Vs. Train by Chris Barton
Madeline by Ludwig Bemelman • Barnyard Dance by Sandra Boynton • Snip Snap What's That by Mara Bergman
I Ain't Gonna Paint No More by Karen Beaumont

Read With Your Child Each Day



October 2024

Create a reading place for your child.

- Keep your child's books in a special place and easy to reach.
- Put a small rug or pillow in the special place to make it a fun place for reading.
- Talk with your child about how to take care of books.

Give your child different types of books to read.

- Get a library card for you and your child and visit the library often.
- Visit the children's section of the library together and choose books to take home.
- Look for books in other places.
 - From friends and relatives
 - At garage or yard sales
 - At book stores

Make some time each day to read with your child.

- Read in a quiet place.
- Snuggle up with your child when you read.
- Read your child's favorite books over and over.
- Help your child understand that reading is important.

Let your child join in the reading.

- Before you start reading, let your child look at the pictures and guess what the book is about.
- Show your child how to read a book (from left to right and front to back).
- Encourage your child to point to the pictures in the book.
- After reading a book, ask him to tell the story in his own words.

SUNDAY

MONDAY

TUESDAY

WEDNESDAY

THURSDAY

FRIDAY

SATURDAY



1

2

With your child, write a note to a friend or relative.

Rosh Hashanah begins

3

4

Cut up an old greeting card in puzzle-like shapes and fit the pieces back together.

5

6

This week, look for things that are orange.

7

8

Have your child choose a special topic and together, find a library book about it.

9

10

Find things that come in pairs.

11

Yom Kippur begins

12

With your child, pretend you are puppies, pirates and princes or princesses.

13

14

Make a shopping list with your child.

Indigenous Peoples' Day
Columbus Day

15

16

Find the letter "P" on different things.

17

18

Draw something that is orange.

19

20

This week, find the letter "N" on things around the home.

21

22

Find the number "2" on different things.

23

24

Talk about how all feelings are okay but not all actions are okay.

25

26

27

28

Collect and sort autumn leaves.

29

30

With your child, look at the pictures in a book before you read it.

31

Halloween



Library
BOOKS
to **LOOK** for:

Goldilocks and the Three Bears by Jan Brett • Goodnight Moon by Margaret Wise Brown
The Very Hungry Caterpillar by Eric Carle • Stellaluna by Janell Cannon • Freight Train by Donald Crews
Click Clack Moo: Cows That Type by Doreen Cronin

Encourage Your Child to Listen and Use Words to Express Ideas and Feelings



November 2024

Take time each day to listen and talk with your child.

- While traveling:
 - Turn off the radio
 - Encourage your child to talk about where you are going and what you will do when you get there
- At home:
 - Turn off the TV at mealtime and talk about things that interest your child
 - Talk about things each of you did that day

Use pictures to help your child express ideas.

- Look at pictures in books together.
- Ask your child to tell you what they see in each picture.
- Have your child draw a picture and then tell you about it.

Have your child express different feelings.

- Read books that explain different feelings.
- Talk about times people feel sad, happy, angry or scared.
- Make faces or voices that show feelings.
- Help your child name feelings while he or she is experiencing them.

Provide activities that involve listening and following directions.

- Have your child do two things in order like:
 - Pick up their plate and put it in the sink
 - Hop to the door and open it

SUNDAY

MONDAY

TUESDAY

WEDNESDAY

THURSDAY

FRIDAY

SATURDAY



1 During the day, have your child tell you when it is morning, afternoon and night.

2

3 Find the number "3" on different things today.

4

5 While in line, talk about waiting your turn.

6

7 Pick a new book and encourage your child to guess what the story will be about by looking at the cover.

8

9 Practice shoe tying.

Daylight Savings

Election Day

10

11 This week, look for things that are **brown**.

12

13 Exercise with your child. Hop and do arm circles, counting them as you go.

14

15 With your child, make up a story about turkeys, tortillas and turtles.

16

Veterans Day

17

Find the letter "H" this week.

18

19 With your child, trace the letters of their first name.

20

21 With your child, listen for different kinds of sounds everywhere you go today.

22

23

24

25

Look for the letter "T" today.

26

27

Make a list of things you are thankful for.

28

29

Draw a picture of your whole family.

30

Thanksgiving



Library **BOOKS** to **LOOK** for:

Pete the Cat & His Four Groovy Buttons by James Dean • Jamberry by Bruce Degen
Are You My Mother? by P.D. Eastman • Go Away, Big Green Monster by Ed Emberley
Olivia by Ian Falconer • Color Zoo by Lois Ehlert

Make Time for Family



December 2024

Encourage family closeness.

- Keep a family journal for everyone to write or draw in.
- Call a relative to say "I love you."
- Eat meals together.
- Create your own family holiday greeting cards.
- Invite family members to your children's activities.
- Share and record great family stories.

Reduce stress.

- Take a walk, hike or bike ride for a healthy family activity.
- Start a family game night and play games like "Twister."
- Volunteer to help someone in need.
- Stay true to routines like bed time and meal time.
- Do chores together.
- Laugh together.

Establish family traditions.

- Draw secret pal names and do acts of kindness.
- Have a special meal plate that is used to celebrate special occasions.
- Let the birthday person choose their favorite meal.
- Have a family movie night every week.

Make cooking and meal time family time.

- Turn off the TV at cooking and meal times.
- At the table, talk about things that interest your child.
- Share choices about a meal with your child.
- Shop for ingredients together and let your child pick a fruit, vegetable or meat.

SUNDAY

MONDAY

TUESDAY

WEDNESDAY

THURSDAY

FRIDAY

SATURDAY

1



2

Help your child practice zipping their coat and then take a walk together.

3

4

Find the number "4" on things around the store.

5

6

Use an egg carton to sort beans, buttons or beads.

7

8

This week, look for the letter "D."

9

10

Help your child write the letters of his first name.

11

12

Put on music and dance fast, slow, happy and silly.

13

14

15

16

With your child, pretend to be snowflakes, snowballs and snowmen, then melt.

17

18

Look for the letter "B" today.

19

20

Call a loved one.

21

First Day of Winter

22

Make cookies with your child to share as a gift.

23

24

Sing your favorite holiday song.

25

Christmas Day
Hanukkah begins

26

Draw a winter picture.

27

28

Kwanzaa begins

29

30

Count backwards from 10 with your child.

31

New Year's Eve



Library
BOOKS
to **LOOK** for:

Bark, George by Jules Feiffer • Blue Chicken by Deborah Freedman • Corduroy by Don Freeman
The Gingerbread Boy by Paul Galdone • My Father's Dragon by Ruth Stiles Gannett
Apple Pear Orange Bear by Emily Gravett • Chrysanthemum by Kevin Henkes

Make the Most of TV, Videos and Computers



January 2025

Use media as learning tools.

- Select TV programs carefully. Ask yourself, "Does this program teach what I want my child to learn?"
- Check out interesting videos and DVDs from the library. Discover the world of animals, sea life or outer space.
- Reinforce basic skills like colors, shapes and counting with quality computer games.
- Encourage listening by playing different types of music.

Limit children's total screen time.

- Set limits for TV and computer use.
- Turn the TV off when no one is watching it. Turn it on when you want to watch a specific program.
- Keep the TV and computer in a public area of your home.

Monitor the media your child is using.

- Select age appropriate TV programs, videos, music, video games and websites.
- Preview programs, videos and websites so you know exactly what your child will see.
- Watch together and talk about what you see.

Avoid making TV a centerpiece of home life.

- Encourage reading, drawing, playing outdoors, listening to music or playing games.
- Turn the TV off at meal time and talk about some things each of you did that day.
- Be a role model and set an example by watching less TV yourself.

SUNDAY

MONDAY

TUESDAY

WEDNESDAY

THURSDAY

FRIDAY

SATURDAY



1 Practice being quiet for one minute and then for two minutes.
New Year's Day

2

3 Teach your child their address.

4

5 Look for the number "5" today.

6

7 Create an obstacle course that requires big movements.

8

9 Play "Simon Says" with your child.

10

11 Ask your child to draw pictures of different places.

12

13 This week, look for things that are purple.

14

15 Practice counting to 10 (or higher!)

16

17 Help your child make a blanket fort and then read inside of it.

18

19 Find things that begin with the letter "A."

20

Martin Luther King Jr. Day

21 Today, play toss and catch.

22

23 Read two books today.

24

25

26

27 Make counting fun by asking things like "How many windows are in this room?"

28

29 Find the letter "J" in newspapers or magazines.

30

31



Library **BOOKS** to **LOOK** for:

Bread and Jam For Frances by Russell Hoban • Harold and the Purple Crayon by Crockett Johnson
Splash! by Ann Jonas • The Wolf's Chicken Stew by Keiko Kasza • The Snowy Day by Ezra Jack Keats
Caps For Sale by Esphyr Slobodkina • Seals on the Bus by Lenny Hort

Encourage Your Child to Use School Tools Such as Pencils, Markers, Crayons and Scissors



February 2025

Gather and organize tools for drawing, writing and cutting.

- Help your child choose a container for drawing and writing materials.
- Decide on the rules for using drawing and writing materials. For example, “Markers may only be used at the table” and “Scissors are for cutting paper,” are good starting rules.
- Find a special place to display drawings and projects your child has made.

Let your child experiment with drawing.

- Let your child draw pictures in different places.
 - In the kitchen when you are cooking
 - At the park
- Talk with your child about their pictures.
- Praise your child’s efforts. Remember, perfection is not the goal.

Let your child see that words on paper are part of daily life.

- Make a shopping list together.
- Put your child’s name on their things.
- Leave notes for family members.

Help your child practice using scissors.

- Decide where your child will be allowed to use scissors and talk about safety when using them.
- Show your child how to hold scissors and paper while cutting.
- Give your child newspaper, magazines or junk mail to cut.

SUNDAY

MONDAY

TUESDAY

WEDNESDAY

THURSDAY

FRIDAY

SATURDAY



Kindergarten Registration
Many schools begin kindergarten registration as early as February. This is a good month to check with your local school for registration information.

1

2

Groundhog Day

3

4

With your child, pretend you are lions, logs and falling leaves.

5

6

Today, find the number "6" on things.

7

8

Play "I love you more than..."

9

10

Count all the doors or windows in your home with your child.

11

12

Find the letter "V" today.

Lincoln's Birthday

13

14

Draw a Valentine's Day heart with your child.

Valentine's Day

15

16

Find the letter "I" this week.

17

Presidents' Day

18

Schedule a six-month dental check-up for your child.

19

20

Talk with your child about what he or she enjoys doing.

21

22

Teach your child their phone number.

23

24

This week, look for things that are pink.

25

26

Today, find things with the letter "L" on them.

27

28

With your child, talk about animals with 2 legs/4 legs.

Ramadan begins



Library **BOOKS** to **LOOK** for:

Anansi and the Moss-Covered Rock by Eric Kimmel • I Want My Hat Back by J. Klassen

Frog and Toad Are Friends by Arnold Lobel • Leo The Late Bloomer by Robert Kraus • Wave by Suzy Lee

The Story of Ferdinand by Munro Leaf • All Aboard the Dinotrain by Deb Lund

Help Your Child Become Aware of the Letters, Words and Sounds of Language



March 2025

Teach your child the letters of the alphabet.

- Make cards with one letter of the alphabet on each card.
- Lay out the cards and sing the alphabet song together. Ask your child to touch each letter as you sing.
- Read alphabet books and encourage your child to name the letters he or she recognizes.
- Play "Find the Letter" with your child when you are out shopping.

Teach your child that words have meanings.

- Help your child recognize his or her first name in print.
- Invite your child to "read" the names of familiar stores, signs and products.
- Help your child make a dictionary with some of his or her favorite words listed under each letter of the alphabet. Ask your child to draw a picture next to each word.

Help your child match letters to sounds.

- Tape pictures of items that begin with the same letter on the back of each alphabet card. For example, a picture of a banana would go on the back of a letter "B" card.
- Write down a letter and tell your child the sound that letter makes. Ask your child to name other words that have that beginning letter sound.

Play with rhyming sounds.

- Find different items around the house like a sock, ball or hat. For each item, ask your child to say a word that rhymes with it. Silly words that rhyme are fine.
- Read rhymes with your child. Ask your child to complete rhymes with the correct rhyming word.

Hey diddle diddle. The cat and the _____ . (fiddle)
Jack and Jill went up the _____ . (hill)

SUNDAY

MONDAY

TUESDAY

WEDNESDAY

THURSDAY

FRIDAY

SATURDAY



1 Read a story with your child and have him tell you what happened first, second and last.

2

3

With your child, find words that rhyme.

4

5

Practice jumping, hopping and skipping.

Ash Wednesday

6

7

Find the number "7" today.

8

9

10

11

Help your child draw a kite with two triangles.

12

13

Start a story, stop and have your child make up the ending.

14

15

Today, find things that are shaped like a triangle.

Daylight Savings

16

17

Have your child pick out something **green** to wear today.

St. Patrick's Day

18

19

Take a walk with your child and look for signs of spring.

20

21

Sing the alphabet song.

22

First Day of Spring

23

24

25

Practice throwing and catching a ball.

26

27

Find the letter "K" today.

28

29

30 This week, find the letter "E."


31



Library **BOOKS** to **LOOK** for:

Pickin' Peas by Margaret Read MacDonald • Baby Bear, Baby Bear, What Do You See? by Bill Martin
Little Red Hen by Jerry Pinkney • Make Way For Ducklings by Robert McCloskey
If You Give a Mouse A Cookie by Laura Joffe Numeroff • Fancy Nancy by Jane O'Connor

Help Your Child With Numbers and Counting



April 2025

Use number words and point out written numbers when you and your child do things together.

- In the kitchen:
 - "On this package of rice it says to add 2 cups of water."
 - "I need you to put 3 forks and 3 plates on the table."
- At the grocery store:
 - "That sign says bananas are 59 cents a pound."
 - "Pick out 4 apples and put them in this bag."
- At play:
 - "See if you can stack 6 pennies."
 - "Can you put 4 blocks in a row?"

Play number and counting games with your child.

- Play "Simon Says." Say to your child:
 - "Simon says clap your hands 5 times."
 - "Simon says take 3 steps forward."Let your child have a turn being "Simon."
- Make a card for each of the numbers 1,2,3,4 and 5.
- Ask your child to place the correct number of pennies or beans on each card.

Read, tell stories, sing songs and say nursery rhymes about numbers and counting.

- Read or tell stories such as The Three Bears to your child.
- Say nursery rhymes such as "One, Two, Buckle my Shoe" and "Baa Baa Black Sheep" with your child.
- Sing counting songs you may remember from your childhood.

SUNDAY

MONDAY


TUESDAY

WEDNESDAY

THURSDAY

FRIDAY

SATURDAY



1

2

Help your child draw an umbrella with your child under it.

3

4

Find things that are in the shape of a square.

5

6

Look for the letter "Q" this week.

7

8

Look for the number "8" today.

9

10

Find things that are shaped like rectangles.

11

12

Passover begins

13

14

Put on music and dance and clap to the beat.

15

16

With your child, pretend you are rabbits and robots.

17

18

Today, eat something from a rectangular or square box.

Good Friday

19

20

Easter Sunday

21

22

Let your child plant seeds in a jar and watch them grow.

Earth Day

23

24

Play "I Spy" with things that are blue.

25

26

Cook a favorite family breakfast together.

27

28

Look for the letter "R."

29

30



Library BOOKS to LOOK for:

Not A Box by Antoinette Portis • Early Bird by Richard Scarry • Curious George by H.A. Rey
Let's Play in the Forest by Claudia Rueda • We're Going on a Bear Hunt by Michael Rosen
10 Minutes Till Bedtime by Peggy Rathmann • The Tale of Peter Rabbit by Beatrix Potter

Give Your Child Daily Opportunities to Get Exercise



May 2025

Collect safe toys to help your child use large muscles.

- Use empty plastic water bottles as bowling pins.
- Make beanbags by filling a sock part-way with dried beans and tying a knot.
- Use beanbags, big balls or small pillows to throw and catch.

Let your child spend time outside.

- Have a safe outdoor place for your child to run and play.
- Set up an obstacle course and have your child steer a bike, scooter or roller skates through it.
- Take your child to the park or playground.

Give your child things to do when playing.

- Encourage your child to play "Hop Scotch" to his or her ability.
- Play singing games such as the "Hokey Pokey."
- Let your child try balancing a book on his or her head while walking.
- Act like different animals. Can your child:
 - Hop like a rabbit?
 - Slide like a snake?
 - Crawl like a bug?
 - Fly like a bird?

SUNDAY

MONDAY

TUESDAY

WEDNESDAY

THURSDAY

FRIDAY

SATURDAY



1 Make and give a "May Day" gift for a friend or neighbor.

May Day

2

3 After reading a story, have your child tell you what happened first, next and last.

4

5 Today practice good hand washing.

Cinco de Mayo

6

7 Have your child name the letters found on cereal boxes, cans and other food items.

8

9 Find the number "9" today.

10

11

Mother's Day

12

13 Find the letter "O" today.

14

15 Have your child count as high as they can.

16

17 Visit the PBS Kids website at pbskids.org and find games to play.

18

19 Keep the TV off today.

20

21 Help your child practice writing his/her name.

22

23 Draw something yellow.

24

25

Find the letter "M" today.

26

Memorial Day

27


Go to the library and explore their on-line services.

28

29 Find things in the store that are shaped like a circle.

30

31



Library BOOKS to LOOK for:

The Stinky Cheese Man by Jon Scieszka • Where the Wild Things Are by Maurice Sendak
The Cat in the Hat by Dr. Seuss • One Fish, Two Fish, Red Fish, Blue Fish by Dr. Seuss
Fox in Socks by Dr. Seuss • Green Eggs and Ham by Dr. Seuss

Play is a Child's Work



June 2025

Encourage your child to pretend and make believe.

- Make and decorate puppets out of paper bags or old socks. Have your child perform a puppet show!
- Have some grown up clothes, costumes and accessories for your child to use for dress-up.
- With your child, set up a pretend store using empty household food containers.
- Provide basic wooden blocks or other building sets for your child to play with.
- Remember to let your child play alone if he or she is happy.

Encourage artful expressions.

- Take your child on a nature walk and collect interesting objects in a bag.
- Create a collage from this nature collection.
- Paint an old sheet using diluted paints in spray bottles.
- Use freezer paper for finger-painting.
- Let your child make music.
 - Use wooden spoons and plastic tubs for drums.
 - Make cymbals using pot lids.
 - Put dried beans inside two paper plates stapled together for shakers.

Play learning games with your child.

- Make matching pairs of cards using stickers or different colors or shapes.
- Start with six pairs of matching cards, face up and shuffled. Invite your child to find two cards that match.
- Add additional pairs of cards as your child becomes more skilled at finding the pairs.
- Play “I Spy” with objects around the house. For example, “I spy something yellow. You peel it and eat it. What is it?” (banana)

SUNDAY

MONDAY

TUESDAY

WEDNESDAY

THURSDAY

FRIDAY

SATURDAY

1



2

Pretend it's the first day of school and practice saying "goodbye" to each other.

3

4

Talk about how some children have special needs.

5

6

Ask your child to draw a big square, then draw things in, out, over and under the square.

7

8

9

10

Find the number "10" today.

11

12

Play "Follow the Leader" outside.

13

14

Learn a patriotic song.

Flag Day

15

16

Find the letter "C" this week.

17

18

Make your own bean bags and then play catch.

19

20

Count in groups of "10" with your child.

21

Father's Day

Juneteenth

First Day of Summer

22

This week, look for the colors of the rainbow.

23

24

Go on a rock hunt. How are the rocks the same or different?

25

26

Look for the letter "F" on things.

27

28

29

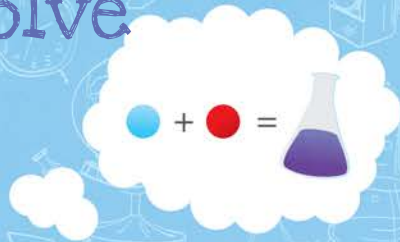
30



Library **BOOKS** to **LOOK** for:

Sheep in a Jeep by Nancy Shaw • Joseph Had a Little Overcoat by Simms Taback
What Can You Do With a Rebozo/Que Puedes Hacer Con Un Rebozo by Carmen Tafolla
A Hat for Minerva Louise by Janet Morgan Stoeke • The Giving Tree by Shel Silverstein

Invite Your Child to Think and Solve Problems



July 2025

Involve your child in discovering things that go together.

- Collect things that go together from around your home.
For example:
 - Comb and brush
 - Spoon and fork
 - Toothbrush and toothpaste
 - Flower and vase
- Mix the items up and have your child find the two objects that go together.
- Encourage your child to tell you why they go together.

Play pattern games together.

- Create a movement pattern and ask your child to repeat it.
For example: step-step-jump-turn.
- Start a pattern using objects and ask your child to keep it going.
For example: crayon, crayon, penny, crayon, crayon, penny.
- Have your child make up a pattern for you to repeat together.

Provide opportunities to experience and solve conflicts.

- Give your child lots of time to play with other children.
- Encourage activities that involve sharing such as blocks, crayons, Play-Doh and dress-up.
- Make up a conflict with stuffed animals or puppets.
- Talk about how the different animals are feeling. Discuss with your child how to resolve the conflict.

SUNDAY

MONDAY

TUESDAY

WEDNESDAY

THURSDAY

FRIDAY

SATURDAY



1

2

Use chalk to draw on the sidewalk or driveway.

3

4

Have your child find things that are **red**, **white** and **blue**.

Independence Day

5

6

Find the letter "W" today.

7

8

Practice writing letters and numbers with your child.

9

10

Say a word and ask your child to tell you the opposite (big, small, sad, happy.)

11

12

13

14

Find the letter "X" this week.

15

16

Count pennies as high as your child can count.

17

18

Practice singing the letters of the alphabet.

19

20

21

22

Play "Which is Bigger?" using the numbers 1-10.

23

24

Find the letter "Y" today.

25

26

Celebrate something your child has recently accomplished.

27

28

Together, recall and list the day's events.

29

30

Put together a puzzle with your child.

31

Parents' Day



Library **BOOKS** to **LOOK** for:

The Doghouse by Jan Thomas • Press Here by Herve Tullet • Flotsam by David Wiesner
Alexander and the Terrible, Horrible, No Good, Very Bad Day by Judith Viorst
Mouse Paint by Ellen Stoll Walsh • Owl Babies by Martin Waddell

Make "Going to Kindergarten" Plans with Your Child



August 2025

Get ready for kindergarten.

- Begin to gather school supplies for your child.
- Play school with your child. Take turns being the teacher.
- Pretend your car is the school bus.
- Eat a meal from a lunch box or bag.
- Have your child put on and take off a coat.
- Sing songs and draw pictures.
- Decide how you will say goodbye to each other on the first day of school.

Visit your child's school.

- Attend your school's open house or "Back to School" event this month.
- Learn about your child's school bus route and times.
- Find out about the daily schedule for your child's class.
- Explore the classroom.
- Look for the cafeteria, playground, restrooms, principal's office & library.

Establish a school routine.

- Determine a regular bedtime for your child.
- Put backpacks and school supplies in the same place every day.
- Talk about and choose school clothes the night before school.
- Have a pleasant conversation with your child on the way to school or the bus stop.

SUNDAY

MONDAY


TUESDAY

WEDNESDAY

THURSDAY

FRIDAY

SATURDAY



1

2 Practice math at home. For example, "I have 1 cookie and you have 2 cookies. That makes 3 cookies."

3

4 Have your child bounce a ball and count each bounce.

5

6 Visit your child's school and play on the playground.

7

8 Take a walk and talk about all the different sounds you hear.

9

10

11

12 Organize what your child will need for the first day of school.

13

14

Read books at the beach or park.

15

16

Review the alphabet with your child.

17

18 Have your child draw a picture of their new school.

19

20 Have your child write their name and identify each letter.

21

22 Talk about ways to make friends.

23

24 Find the letter "Z" today.

25

26 Have your child draw a circle, square, triangle and a rectangle.

27

28 Practice zipping and buttoning with your child.

29

30



31



Library BOOKS to LOOK for:

Don't Let the Pigeon Drive the Bus by Mo Willems • King Bidgood's in the Bathtub by Audrey Wood
Trashy Town by Andrea Zimmerman • I Went Walking by Sue Williams • Beat Snores On by Karma Wilson
The Little Mouse, the Red Ripe Strawberry and the Big Hungry Bear by Don Wood

Spokane County School Districts



Central Valley School District

19307 E Cataldo
Spokane Valley, WA 99016
509-228-5400

Cheney School District

520 Fourth Street
Cheney, WA 99004
509-559-4599

Deer Park School District

47 South Colville Road
Deer Park, WA 99006
509-276-5776

East Valley School District

12325 E. Grace
Spokane, WA 99216
509-924-1830

Freeman School District

15001 South Jackson Road
Rockford, WA 99030-9755
509-291-3695

Great Northern School District

3115 N. Spotted Road
Spokane, WA 99224
509-747-7714

Mead School District

2323 E. Farwell Road
Mead, WA 99021
509-465-6000

Medical Lake School District

116 W Third Street
Medical Lake, WA 99022
509-565-3100

Nine Mile Falls School District

10110 West Charles Road
Nine Mile Falls, WA 99026
509-340-4300

Orchard Prairie School District

7626 N. Orchard Prairie Rd
Spokane, WA 99217
509-467-9517

Riverside School District


34515 N. Newport Hwy
Chattaroy, WA 99003
509-464-8201

Spokane School District

200 N Bernard Street
Spokane, WA 99201
509-354-5900

West Valley School District

2805 N. Argonne Road
Spokane, WA 99212
509-924-2150



Kindergarten Readiness Resources

Kindergarten Milestones and Skill Builders by Subject
www.familyeducation.com

Parents and Family Resources
www.dcyf.wa.gov/services

WA Kindergarten Inventory of Developing Skills
www.k12.wa.us/wakids

WA Early Learning and Development Guidelines
www.dcyf.wa.gov/sites/default/files/pdf/guidelines.pdf

Child Care Aware of Washington
www.childcareawarewa.org

National PTA Parent's Guide to Student Success
www.pta.org

Tools for Your Child's Ages and Stages
www.bornlearning.org



Spokane & Spokane County Libraries



Spokane City Libraries

Central Library

906 W Main Avenue
Spokane, WA 99201
509-444-5300

Hillyard Library

4110 N Cook Street
Spokane, WA 99207
509-444-5300

Indian Trail Library

4909 W Barnes Road
Spokane, WA 99208
509-444-5300

South Hill Library

3324 S Perry Street
Spokane, WA 99203
509-444-5300

Shadle Library

2111 W Wellesley Avenue
Spokane, WA 99205
509-444-5300

The Hive

2904 E. Sprague Avenue
Spokane, WA 99202
509-444-5300

Spokane County Libraries

Airway Heights Library

1213 S Lundstrom Street
Airway Heights, WA 99001
509-893-8250

Argonne Library

4322 N Argonne Road
Spokane, WA 99212
509-893-8260

Cheney Library

610 First Street
Cheney, WA 99004
509-893-8280

Deer Park Library

208 S Forest Avenue
Deer Park, WA 99006
509-893-8300

Fairfield Library

PO Box 48
305 E Main Street
Fairfield, WA 99012
509-893-8320

Medical Lake Library

PO Box 249
321 E Herb Street
Medical Lake, WA 99022
509-893-8330

Moran Prairie Library

6004 S Regal Street
Spokane, WA 99223
509-893-8340

North Spokane Library

44 E Hawthorne Road
Spokane, WA 99218
509-893-8350

Otis Orchards Library

22324 E Wellesley Avenue
Otis Orchards, WA 99027
509-893-8390

Spokane Valley Library

122 N Herald Road
Spokane Valley, WA 99206
509-893-8400

Liberty Lake Library

**Liberty Lake
Municipal Library**
23123 East Mission Avenue
Liberty Lake, WA 99019
509-232-2510

Songs and Finger Plays

Below are a few songs and finger plays recommended by The Public Library Association. Parents and caregivers can use them to develop reading readiness in children beginning to read.

If You're Happy and You Know It

If you're happy and you know it, Clap your hands.
If you're happy and you know it, Clap your hands.
If you're happy and you know it, Then your face will surely show it,
If you're happy and you know it, Clap your hands.
(repeat with stomp your feet, shout hurray, peekaboo, slap your knees)

Five Little Ducks

Five little ducks that I once knew,
Fat ones, skinny ones there were too.
But the one little duck with the feather on his back,
He led the others with a quack, quack, quack.
Quack, quack, quack.
Quack, quack, quack.
He led the others with a quack, quack, quack.
Down to the meadow they would go,
Wibble wobble, wibble, wobble to and fro,
But the one little duck with the feather on his back...
(repeat refrain)

Head and Shoulders, Knees and Toes

(throughout, touch the appropriate part of own body)
Head and shoulders, knees and toes, knees and toes.
Head and shoulders, knees and toes, knees and toes.
Eyes and ears, and mouth and nose,
Head and shoulders, knees and toes, knees and toes.

Reach for the Ceiling

(suit actions to words)

Reach for the ceiling, Touch the floor,
Stand up again, Let's do some more.
Touch your head, Touch your knee,
Up to your shoulders, Like this you see.
Reach for the ceiling, Touch the floor.
That's all for now, There isn't anymore.




Wheels on the Bus

The wheels on the bus go round and round,
Round and round, round and round,
The wheels on the bus go round and round,
Round and round, round and round,
All around the town.
The wipers on the bus go swish, swish, swish...
The driver on the bus says "move on back" ...
The people on the bus go up and down...
The babies on the bus go "wah, wah, wah"...
The parents on the bus go "ssh, ssh, ssh"...
(adaptions: the horse on the farm goes "neigh, neigh, neigh," cow, lamb, pig, etc.)

Little Turtle

There was a little turtle,
(make a fist)
He lived in a box.
(put one fist in cupped opposite hand)
He swam in a puddle,
(make paddling motion with hands)
He climbed on the rock.
(climb hands upwards in front of body)
He snapped at a mosquito,
(make 'snap' motion with thumb and forefinger on last word)
He snapped at a flea,
(snap on last word)
He snapped at a minnow,
He snapped at me.
(snap at your nose on last word)
He caught the mosquito,
(clap on last word)
He caught the flea,
(clap on last word)
He caught the minnow,
(clap on last word)
But he didn't catch me!
(point to self and shake head "no!")



Kindergarten Readiness Calendar 2024-2025



Spokane County

920 North Washington
Suite 100

Spokane, WA 99201

509-838-6581

www.unitedwayspokane.org